

# ARJE ACCREDITATION 101



**HOW TO MAKE A GOOD SCHOOL  
GREAT!**

# ARJE ACCREDITATION 101

presented by



Marlene Myerson R.J.E.

Chair

ARJE Accreditation Committee

This workshop will answer the following questions.....



# ARJE ACCREDITATION 101

**1. What is ARJE Accreditation?**

**2. What are the benefits of ARJE Accreditation?**

- For me?
- For my school?
- For my congregation?

**3. How does my school become an ARJE accredited school?**

**4. How do I get started?**

# ARJE ACCREDITATION 101

## What is it?

The ARJE Accreditation process helps an institution evaluate and validate its education program.



# ARJE ACCREDITATION 101

What it can do for YOU..

- **Grow professionally**
- **Engage in process of self-reflection and evaluation**
- **Develop partnerships with stakeholders**



# ARJE ACCREDITATION 101

## What are the benefits of Accreditation for my school?

- Identifies what the school does well
- Identifies what requires reevaluation or strengthening
- Provides direction for the school for the next seven years
- A sense of pride in accomplishing a significant goal – **ARJE Accreditation!**

# ARJE ACCREDITATION 101





## What are the benefits of Accreditation for my congregation?

- Promotional tool for the synagogue and the school.
- Different partners will learn to understand and appreciate all aspects of the educational program.



# ARJE ACCREDITATION 101

## What do I need to know about the time frame and the cost?

- The Educator in his/her position  at least 2 years
- The Educator  primary contact
- Accreditation process  18 to 24 months
- Current cost of Accreditation  \$1,500

# ARJE ACCREDITATION 101

## How do I get started?

1. **Request** the ARJE Accreditation Packet
2. **Review** packet with lay leaders and professional staff in order to gain **buy-in**
3. **Establish process and committees** (eg. Education Committee/Accreditation Committee) to accomplish Accreditation
4. **Submit application** with fee to Chair of ARJE Accreditation Committee

# ARJE ACCREDITATION 101

## Steps to Accreditation

### Step #1

Submit application with fee to Chair of ARJE Accreditation Committee

### Step #2

Complete Administrative Checklist

### Step #3

Complete Portfolio

### Step #4

ARJE Accreditation Site Visit

# ARJE ACCREDITATION 101

## Administrative Checklist

The checklist includes objective standards for each of the **ten goals of Accreditation** that exemplary educational programs should meet.



# ARJE ACCREDITATION 101

## Step #2 Administrative Checklist

### Begin Work on ARJE Accreditation Checklist

1. Divide tasks ✓
2. Gather documentation and materials and organize into sections in a binder ✓
3. Maintain contact with Chair of ARJE Accreditation ✓
4. Mail completed Administrative Checklist binder to Chair of Accreditation ✓

# ARJE ACCREDITATION 101

## Step #2 continued.....

1. The ARJE Chair of Accreditation will review the Checklist and identify any areas that may require further clarification or may be missing.
2. Upon completion of the final version of the Checklist, the ARJE Chair of Accreditation will give the Educator approval to embark on the next stage – **Step #3 - the Portfolio!**

# ARJE ACCREDITATION 101

## Step #3 The Portfolio

- A “snapshot” of the school that reflects its impact on .....

- Families
- Teachers
- Students
- Education Committee members
- Board members
- Community members
- Senior staff members



© KJ Pargeter \* [www.ClipartOf.com/225653](http://www.ClipartOf.com/225653)

# ARJE ACCREDITATION 101

## Step #3 The Portfolio

1. Share responsibilities with all of the stakeholders
2. Mail completed Portfolio to the Chair of ARJE Accreditation Committee
3. The Accreditation Chair will review the Portfolio and identify any areas that may require further clarification or may be missing.
4. Upon completion of the final version of the Portfolio, it's time for **Step #4 – the Site Visit!**



# ARJE ACCREDITATION 101

## Step #4 The Site Visit



1. Identify dates
2. The site visit usually takes place over a period of two days (Saturday/Sunday) and includes meetings with various groups of stakeholders as well as observation of classes .
3. Sample schedules will be provided
4. Two members of the ARJE Accreditation Committee will serve as the Accreditation Team.

# ARJE ACCREDITATION 101

## After The Site Visit

1. The ARJE Site Team will prepare a report of their observations and findings.
2. Providing that the Site Visit verifies the information contained in the Checklist and the Portfolio, the ARJE Accreditation Certificate will be presented at the next ARJE Gathering.



# ARJE ACCREDITATION

It sounds like a lot of hard work!!!!!!!

Is it really worth it?????????



# ARJE ACCREDITATION 101

*Association of Reform Jewish Educators  
Grants*

*This Certificate of Accreditation*

*To*

*Congregation Tov Maod*

*March 22, 2018*



# ARJE ACCREDITATION 101

Time for questions.....



# ARJE ACCREDITATION



For more information on  
ARJE Accreditation,  
please contact

**Marlene Myerson R.J.E.- Chair of the  
ARJE Accreditation Committee at**

[mmyerson@rogers.com](mailto:mmyerson@rogers.com)